

Rainwater overflow filter D400 AQ



O Product description

The rainwater overflow filter D400 AQ is dedicated to be installed together with:

- concrete tanks,
- tanks made of plastics, resins, etc.,
- systems of rainwater infiltration into the ground, such as infiltration tunnels, boxes.

The filter can be used as an auxiliary device for tanks that are not equipped with integrated filters. It can also work as a support filter when the filter integrated in the tank is insufficient in comparison with the dimensions of the roof field.

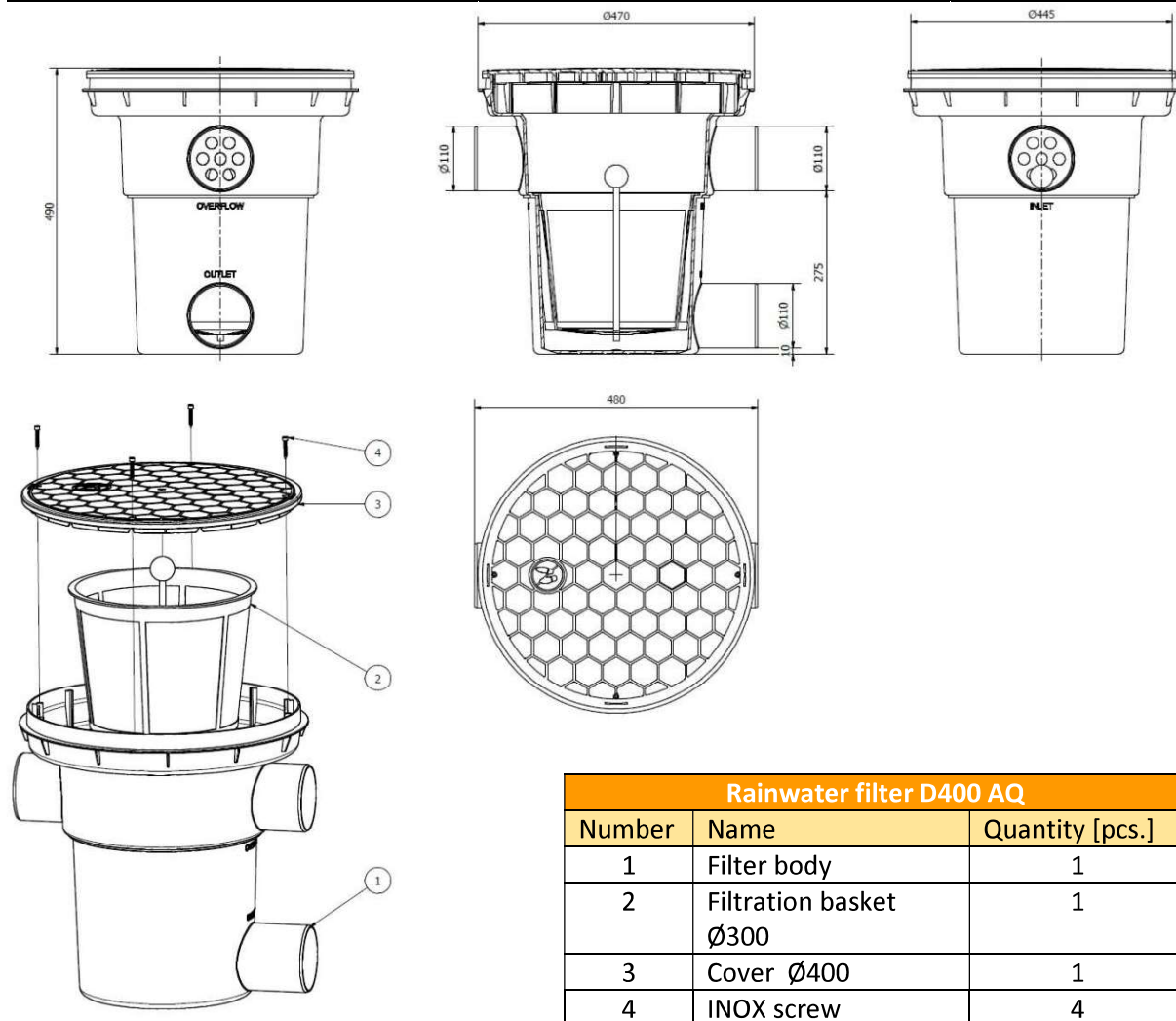
The filter can also be installed upstream the rainwater infiltration system in the ground, in order to protect the infiltration system against the influx of impurities (leaves, sticks, other fractions). Provides protection against siltation and clogging of the system.

The filtration basket placed in the filter allows to clean rainwater from the roof field of up to 150m². The filter can be connected directly to the gutter drain. The device is intended for installation in the ground. The overflow filter is made of high density polyethylene HDPE. The body and the cover are made by plastic injection. The filter connections have been integrated with the body.

The filter is equipped with an inlet, a storm overflow with a strainer and an outlet. The storm overflow serves as an emergency drainage of water from the filter in case of clogging of the filtration basket. All connections have a diameter of Ø110 mm. The compact design of the filter protects it from damage. The screw-on cover facilitates servicing. The filter can be placed deeper by using additional risers D400 H200 AQ.

Product specifications

Length [mm]	Width [mm]	Height [mm]	Weight [kg]	Product code
480	470	490	4,5	2483



Rainwater filter D400 AQ		
Number	Name	Quantity [pcs.]
1	Filter body	1
2	Filtration basket Ø300	1
3	Cover Ø400	1
4	INOX screw	4

Figure 1: Rainwater overflow filter D400 AQ - mounting options, from left: with a concrete tank, as a support device at the tank with an integrated filter, together with an infiltration system (infiltration tunnels 150) for excess water in the ground.

O Installation conditions

The filter is installed directly in the ground. Connect the inlet pipe before installation. The storm overflow can be connected to the sewage system or connected to the outlet. The outlet from the filter can be connected to a rainwater tank or, in the case of draining water into the ground, to the system of infiltration from infiltration tunnels.



Figure 2: D400 AQ overflow rainwater filter - operation diagram

O Warranty

The Manufacturer guarantees the delivery of devices free from defects. In case of detecting a manufacturing defect in the device, which has been confirmed by the TYCNER's Aftersales Department, the device will be repaired free of charge or the defective components will be replaced with new ones. The Manufacturer provides a **three-year warranty** for the device, counted from the date of sale.

O Related accessories

Riser D400 H200 AQ

Should the filter be placed at a greater depth, it is necessary to extend the inspection manhole. Dedicated RISERS D400 H200 AQ are used for this purpose. The Manufacturer allows the installation of **up to four risers** on the filter. The use of more risers and other than the original AQUABIN risers with the AQ rainwater filter will void the warranty.

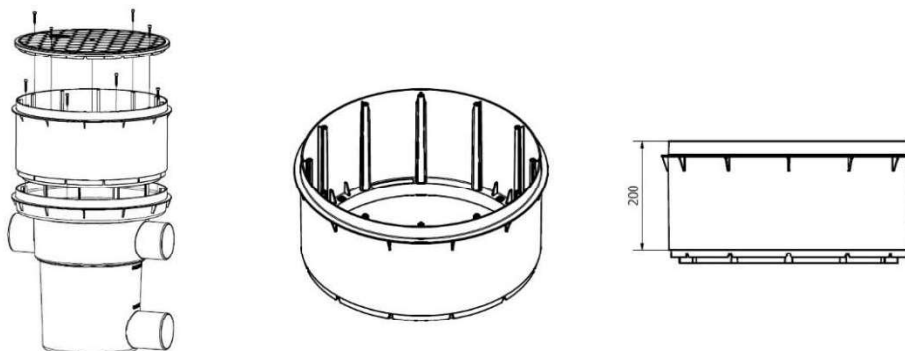


Figure 3: Riser D400 H200 AQ

Filtration basket D300

The rainwater filtration basket has a handle made of stainless steel with a handle made of plastic. The construction of the filter enables the purification of water from 150m² of the roof slope.

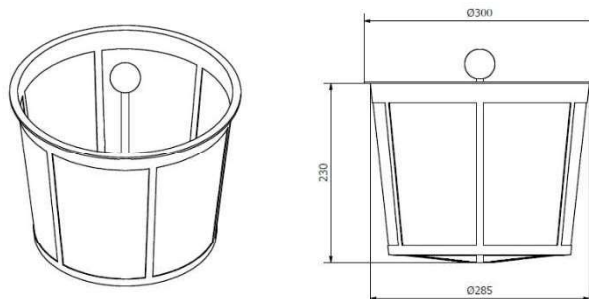


Figure 4: Filtration basket D300

Infiltration tunnel 150

The tunnels are devices designed for infiltration of wastewater containing household pollutants and rainwater into the ground. We lay the tunnel in the ground, creating gravitational infiltration beds. On the side walls, the tunnel has longitudinal slots through which sewage and rainwater can be infiltrated into the ground. An end plate should be fitted at the beginning and at the end of each line. The end plates as well as the tunnels are mounted with a latch. The maximum line length is 30 meters. Infiltration tunnels 150 are made of HDPE (high-density polyethylene) by plastic injection. The manufacturing method used allows to obtain products with a compact and lightweight structure. The height of the side perforation of the tunnel is 300 mm. The capacity of a single tunnel is **150 liters**.

Selection guidelines - systems of rainwater infiltration from infiltration tunnels:

When installing tunnels, in order to infiltrate rainwater into the ground, the Manufacturer recommends using the conversion factor, **1 piece of infiltration tunnel for every 15m²** of the roof field or other surface from which water is collected. The value has been determined for the average sum of annual precipitation per 1 m² = 600 mm.

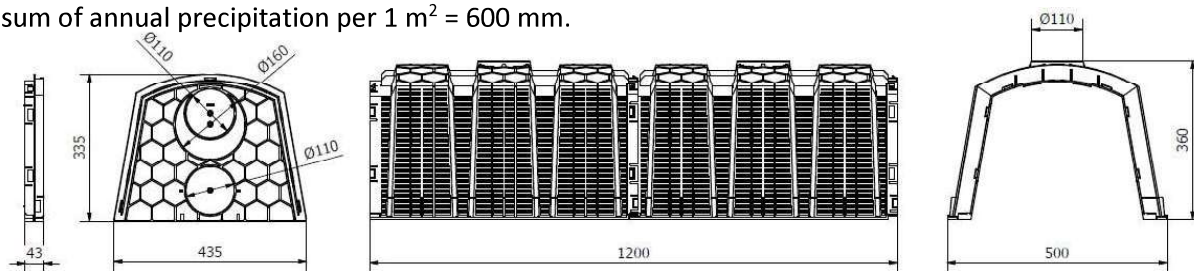


Figure 5: Infiltration tunnel 150 with an end plate