

Function

Simple modular manifolds with shut-off valves can practically and easily be connected with each other. The peculiarity of these manifolds is that all inner surfaces are yellow (i.e. raw), so as to comply with Italian regulation D.M. 174/2004 on the transport of drinking water. The built-in manual valves allow to make each single circuit autonomous.

The available models feature 2 to 4 outlets with G 3/4 and G 1" main connections and W24x19" male, G3/4 Eurokonus, G1/2 male e G1/2 female secondary connections.

Technical data

Max. working pressure:	10 bar
Max. differential pressure:	1 bar
Max. working temperature:	120 °C
Working fluids:	Water in compliance with UNI 8065:1989

Materials

Body:	CW 617 N – DW UNI-EN 12165:2016
Obturator:	CW 614 N – DW UNI-EN 12164:2016
Gaskets:	Peroxide cured EPDM
Knob:	RAL9016 white ABS

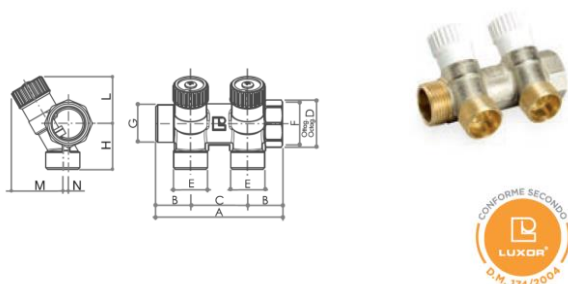
Surface treatment

Nickel-plating (only external)

Dimensional Drawings

CP 432

Two-way manifolds with shut-off valves. W24x19 lateral male connections
Copper and plastic pipe W24x19



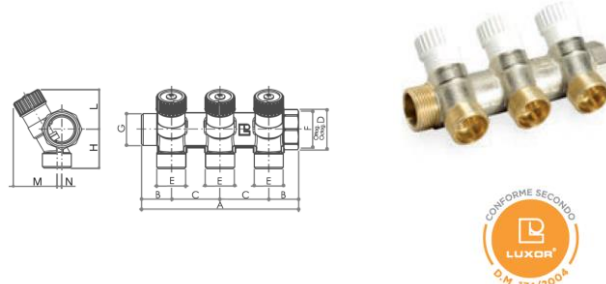
Code	Size	A	B	C	D
68512702	G 3/4 x (W24x19)	89	24.5	40	31
68513402	G 1" x (W24x19)	89	24.5	40	38

Code	Size	E	F	G	H
68512702	G 3/4 x (W24x19)	W24x19	G3/4	G3/4	32
68513402	G 1" x (W24x19)	W24x19	G1"	G1"	34

Code	Size	L	M	N	O
68512702	G 3/4 x (W24x19)	34	36	4	-
68513402	G 1" x (W24x19)	36	40	3	-

CP 433

Three-way manifolds with shut-off valves. W24x19 lateral male connections
Copper and plastic pipe W24x19




Code	Size	A	B	C	D
68512703	G 3/4 x (W24x19)	129	24.5	40	31
68513403	G 1" x (W24x19)	129	24.5	40	38

Code	Size	E	F	G	H
68512703	G 3/4 x (W24x19)	W24x19	G3/4	G3/4	32
68513403	G 1" x (W24x19)	W24x19	G1"	G1"	34

Code	Size	L	M	N	O
68512703	G 3/4 x (W24x19)	34	36	4	-
68513403	G 1" x (W24x19)	36	40	3	-

CP 434

Four-way manifolds with shut-off valves. W24x19 lateral male connections
Copper and plastic pipe W24x19



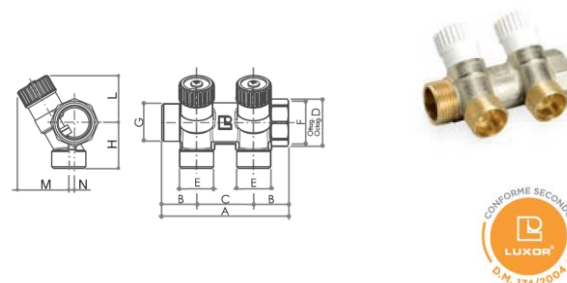
Code	Size	A	B	C	D
68512704	G 3/4 x (W24x19)	169	24.5	40	31
68513404	G 1" x (W24x19)	169	24.5	40	38

Code	Size	E	F	G	H
68512704	G 3/4 x (W24x19)	W24x19	G3/4	G3/4	29
68513404	G 1" x (W24x19)	W24x19	G1"	G1"	32.5

Code	Size	L	M	N	O
68512704	G 3/4 x (W24x19)	34	36	4	-
68513404	G 1" x (W24x19)	36	40	3	-

CP 452

Two-way manifolds with shut-off valves. G3/4 Eurokonus lateral male connections
Copper and plastic pipe G3/4 Eurokonus



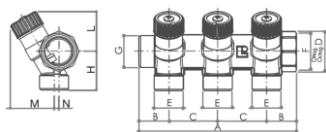
Code	Size	A	B	C	D
68512802	G 3/4 x G 3/4 Ek	89	24.5	40	31
68513502	G 1" x G 3/4 Ek	89	24.5	40	38

Code	Size	E	F	G	H
68512802	G 3/4 x G 3/4 Ek	G3/4Ek	G3/4	G3/4	32
68513502	G 1" x G 3/4 Ek	G3/4Ek	G1"	G1"	34

Code	Size	L	M	N	O
68512802	G 3/4 x G 3/4 Ek	34	36	4	-
68513502	G 1" x G 3/4 Ek	36	40	3	-

CP 453

Three-way manifolds with shut-off valves. G3/4 Eurokonus lateral male connections
Copper and plastic pipe G3/4 Eurokonus



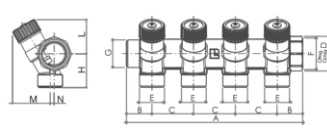
Code	Size	A	B	C	D
68512803	G 3/4 x G 3/4 Ek	129	24.5	40	31
68513503	G 1" x G 3/4 Ek	129	24.5	40	38

Code	Size	E	F	G	H
68512803	G 3/4 x G 3/4 Ek	G3/4Ek	G3/4	G3/4	32
68513503	G 1" x G 3/4 Ek	G3/4Ek	G1"	G1"	34

Code	Size	L	M	N	O
68512803	G 3/4 x G 3/4 Ek	34	36	4	-
68513503	G 1" x G 3/4 Ek	36	40	3	-

CP 454

Four-way manifolds with shut-off valves. G3/4 Eurokonus lateral male connections
Copper and plastic pipe G3/4 Eurokonus



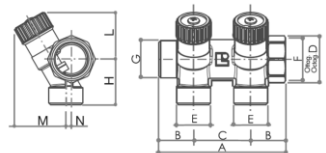
Code	Size	A	B	C	D
68512804	G 3/4 x G 3/4 Ek	169	24.5	40	31
68513504	G 1" x G 3/4 Ek	169	24.5	40	38

Code	Size	E	F	G	H
68512804	G 3/4 x G 3/4 Ek	G3/4Ek	G3/4	G3/4	32
68513504	G 1" x G 3/4 Ek	G3/4Ek	G1"	G1"	34

Code	Size	L	M	N	O
68512804	G 3/4 x G 3/4 Ek	34	36	4	-
68513504	G 1" x G 3/4 Ek	36	40	3	-

CP 462

Two-way manifolds with shut-off valves. G1/2 lateral male connections
Copper and plastic pipe G1/2



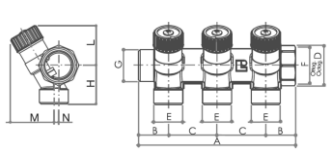
Code	Size	A	B	C	D
68512602	G 3/4 x G 1/2	89	24.5	40	31
68513302	G 1" x G 1/2	89	24.5	40	38

Code	Size	E	F	G	H
68512602	G 3/4 x G 1/2	G1/2	G3/4	G3/4	32
68513302	G 1" x G 1/2	G1/2	G1"	G1"	34

Code	Size	L	M	N	O
68512602	G 3/4 x G 1/2	34	36	4	-
68513302	G 1" x G 1/2	36	40	3	-

CP 463

Three-way manifolds with shut-off valves. G1/2 lateral male connections
Copper and plastic pipe G1/2



Code	Size	A	B	C	D
68512603	G 3/4 x G 1/2	129	24.5	40	31
68513303	G 1" x G 1/2	129	24.5	40	38

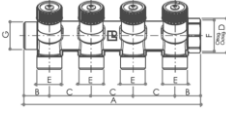
Code	Size	E	F	G	H
68512603	G 3/4 x G 1/2	G1/2	G3/4	G3/4	32
68513303	G 1" x G 1/2	G1/2	G1"	G1"	34

Code	Size	L	M	N	O
68512603	G 3/4 x G 1/2	34	36	4	-
68513303	G 1" x G 1/2	36	40	3	-

CP 464

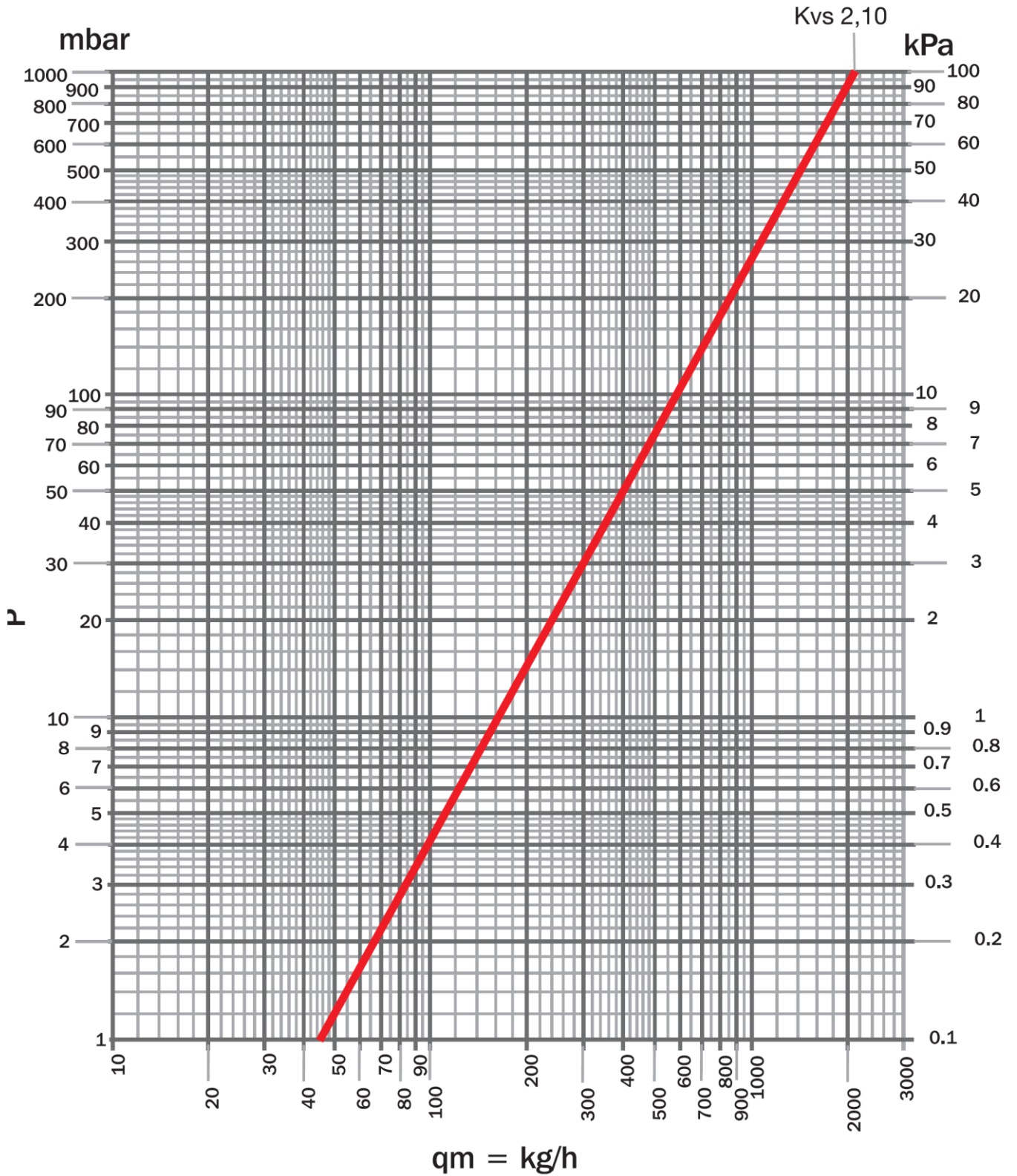
Four-way manifolds with shut-off valves. G1/2 lateral male connections

Copper and plastic pipe G1/2



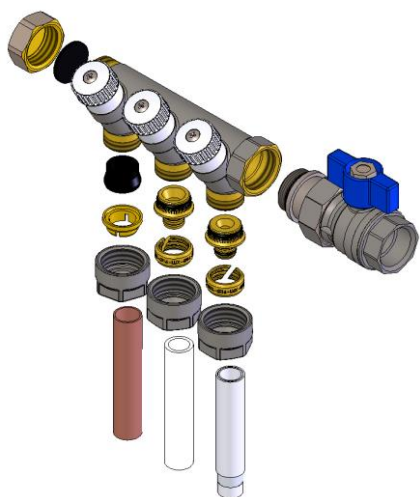
Code	Size	A	B	C	D
68512604	G 3/4 x G 1/2	169	24.5	40	31
68513304	G 1" x G 1/2	169	24.5	40	38
Code	Size	E	F	G	H
68512604	G 3/4 x G 1/2	G1/2	G3/4	G3/4	32
68513304	G 1" x G 1/2	G1/2	G1"	G1"	34
Code	Size	L	M	N	O
68512604	G 3/4 x G 1/2	34	36	4	-
68513304	G 1" x G 1/2	36	40	3	-

Hydraulic Characteristic



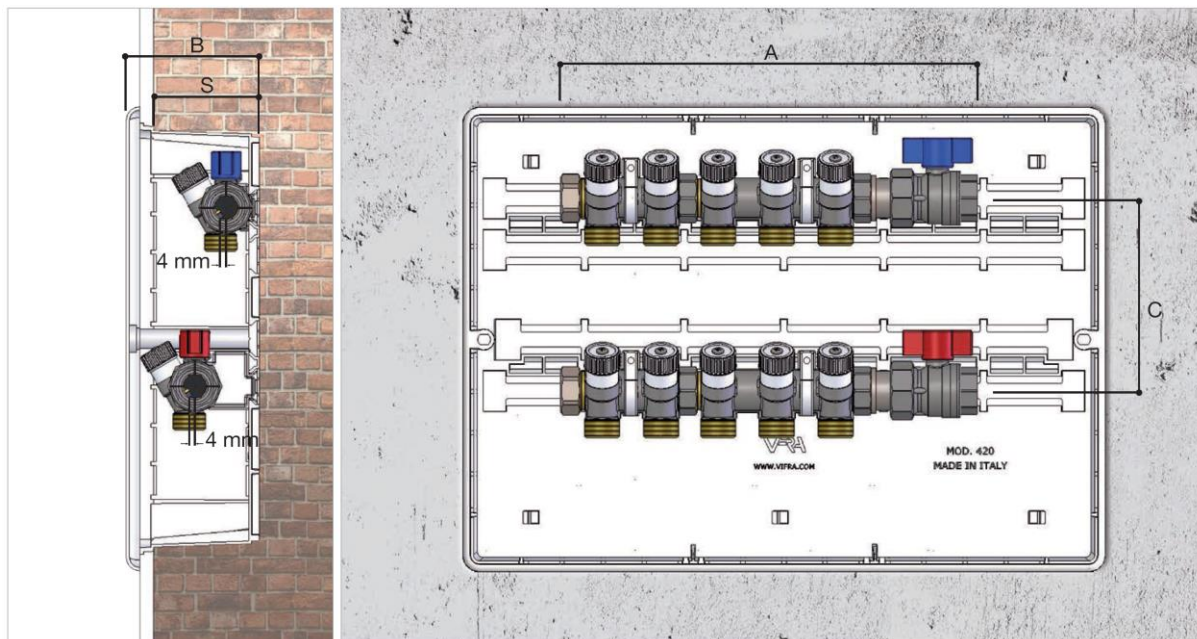
Curve	Turns	Kv	Items
1	All open	2.10	CP 432 3/4; CP 433 3/4; CP 434 3/4; CP 432 1"; CP 433 1"; CP 434 1"; CP 452 3/4; CP 453 3/4; CP 454 3/4; CP 452 1"; CP 453 1"; CP 454 1"; CP 462 3/4; CP 463 3/4; CP 464 3/4; CP 462 1"; CP 463 1"; CP 464 1".

Working Instructions



Plastic, copper and multilayer pipes can be connected to all the abovementioned manifolds by using the appropriate TP and TR compression fittings.

Compatible Cabinets



CF 477

Ways no.	Diameter	A	B	C	S	Cabinets	Dimensions
2	G3/4	165	100	110	86		
3	G3/4	205	100	110	86	68560432	272x332x86
4	G3/4	245	100	110	86		
3+2	G3/4	284	100	110	86	68560440	272x412x86
3+3	G3/4	324	100	110	86		
3+4	G3/4	364	100	110	86	68560450	272x512x86
4+4	G3/4	404	100	110	86		
2	G1"	175	100	110	86	68560432	272x332x86
3	G1"	215	100	110	86		
4	G1"	255	100	110	86		
3+2	G1"	295	100	110	86	68560440	272x412x86
3+3	G1"	335	100	110	86		
3+4	G1"	375	100	110	86	68560450	272x512x86
4+4	G1"	415	100	110	86		

CF 479

Ways no.	Diameter	A	B	C	S	Cabinets	Dimensions
2	G3/4	165	98	140	88		
3	G3/4	205	98	140	88	68560332	290x330x88
4	G3/4	245	98	140	88		
3+2	G3/4	284	98	130	88	68560342	310x430x88
3+3	G3/4	324	98	130	88		
3+4	G3/4	364	98	150	88	68560352	330x530x88
4+4	G3/4	404	98	150	88		
2	G1"	175	98	140	88	68560332	290x330x88
3	G1"	215	98	140	88		
4	G1"	255	98	130	88		
3+2	G1"	295	98	130	88	68560342	310x430x88
3+3	G1"	335	98	130	88		
3+4	G1"	375	98	150	88	68560352	330x530x88
4+4	G1"	415	98	150	88		

Item Specifications

CP 432 – CP 433 – CP 434

Simple modular manifold with shut-off valves. Male/female ISO 228/1 G3/4" or G1" main connections. W24x19 secondary connections for copper, plastic and multilayer pipe. Secondary connections' interaxis 40 mm. Body in CW617N only externally nickel-plated in compliance with D.M. 174. White coloured ABS knob with stickers indicating connected devices. Max. working temperature 120 °C, max. pressure 10 bar, differential pressure 1 bar.

CP 452 – CP 453 – CP 454

Simple modular manifold with shut-off valves. Male/female ISO 228/1 G3/4" or G1" main connections. 3/4"M Eurokonus secondary connections for copper, plastic and multilayer pipe. Secondary connections' interaxis 40 mm. Body in CW617N only externally nickel-plated in compliance with D.M. 174. White coloured ABS knob with stickers indicating connected devices. Max. working temperature 120 °C, max. pressure 10 bar, differential pressure 1 bar.

CP 462 – CP 463 – CP 464

Collettore semplice componibile con valvole d'intercettazione. Attacchi principali da G3/4" o da G1" maschio-femmina conforme ISO 228/1. Attacco derivazioni per tubo rame, plastica e multistrato da 3/4"M. Interasse derivazioni da 40 mm. Corpo in ottone CW617N nichelato solo esternamente in conformità al D.M.174. Manopola in ABS di colore bianco con adesivi per indicazione utenze. Temperatura massima di esercizio 120 °C, pressione massima 10 bar, pressione differenziale 1 bar.

Simple modular manifold with shut-off valves. Male/female ISO 228/1 G3/4" or G1" main connections. 1/2"M secondary connections for copper, plastic and multilayer pipe. Secondary connections' interaxis 40 mm. Body in CW617N only externally nickel-plated in compliance with D.M. 174. White coloured ABS knob with stickers indicating connected devices. Max. working temperature 120 °C, max. pressure 10 bar, differential pressure 1 bar.



Luxor S.p.A.

Sede amministrativa, stabilimento e uffici commerciali:

Administrative office, factory and commercial office:

Tel.: 030-9961161 – Fax: 030-9961165

info@luxor.it – www.luxor.it

via Madonnina, 94 – 25018 Montichiari - (BS) Italy

*Luxor si riserva il diritto di apportare miglioramenti e modifiche ai prodotti descritti ed ai relativi dati tecnici in qualsiasi momento e senza preavviso -
Luxor reserves the right to ameliorate and modify the above products and their technical data at any time and without notice*